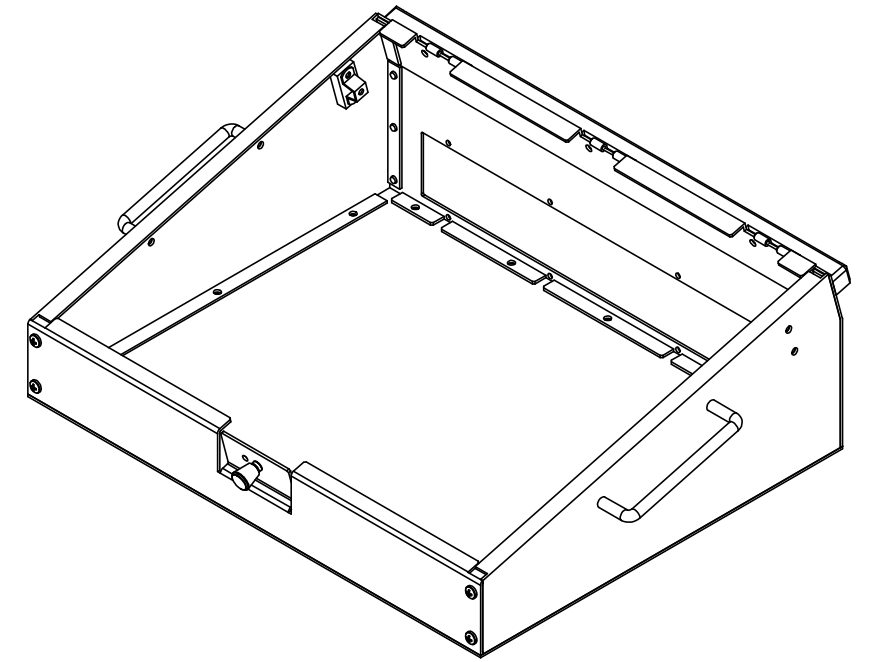
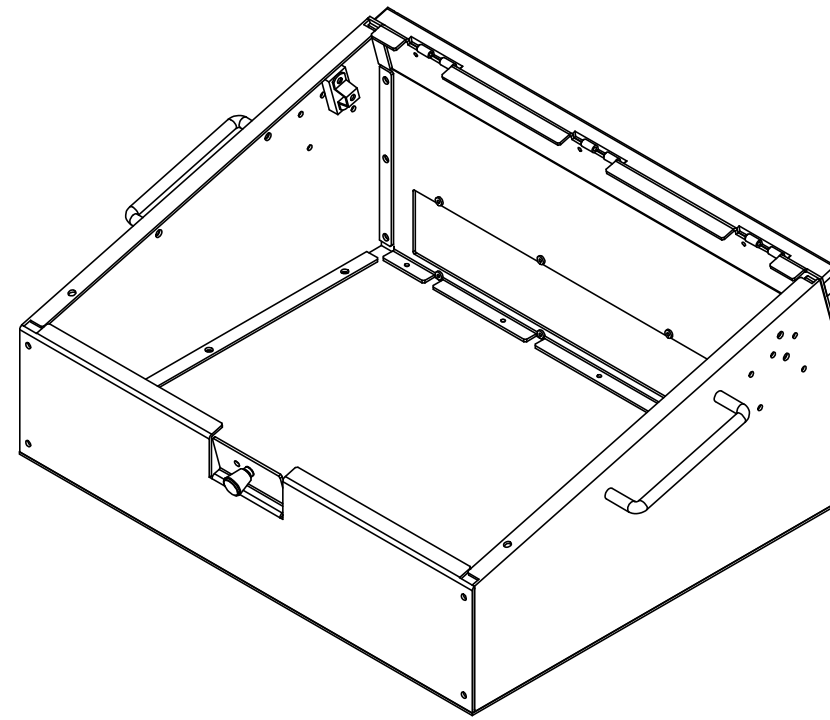
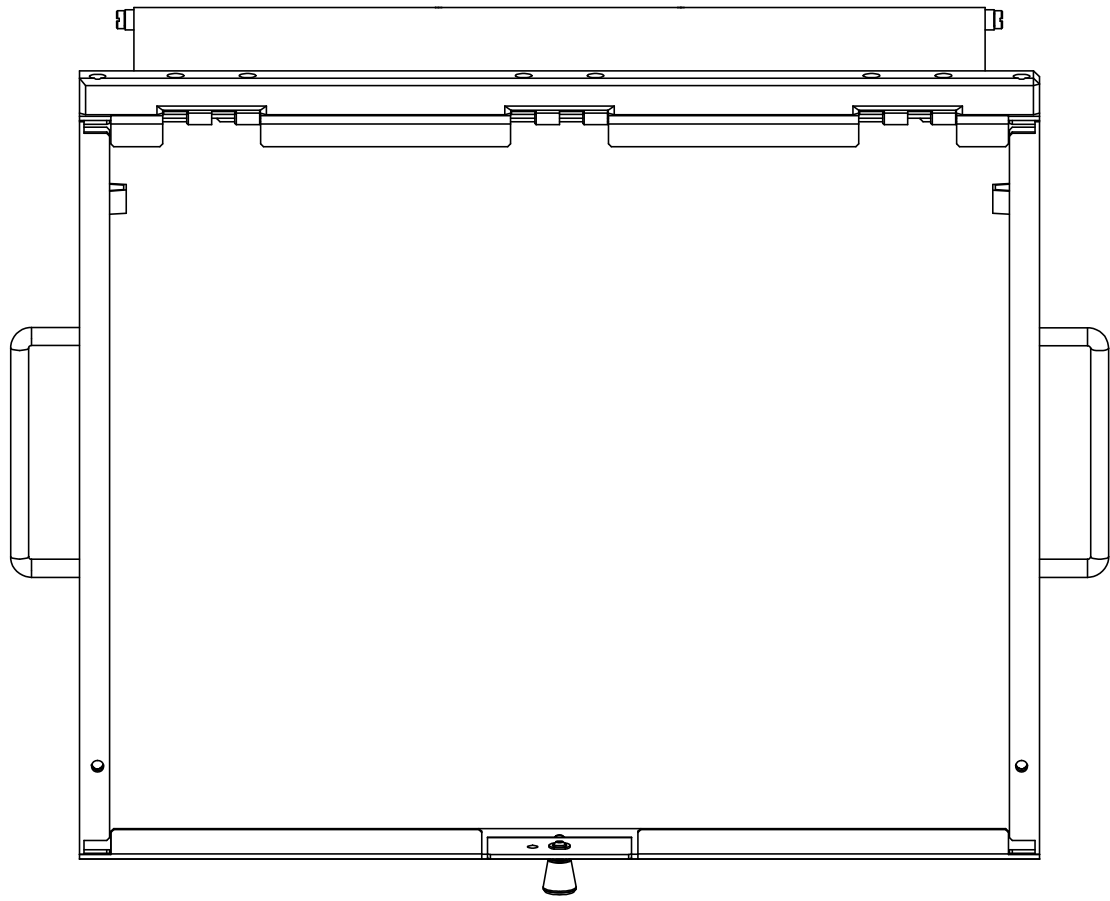
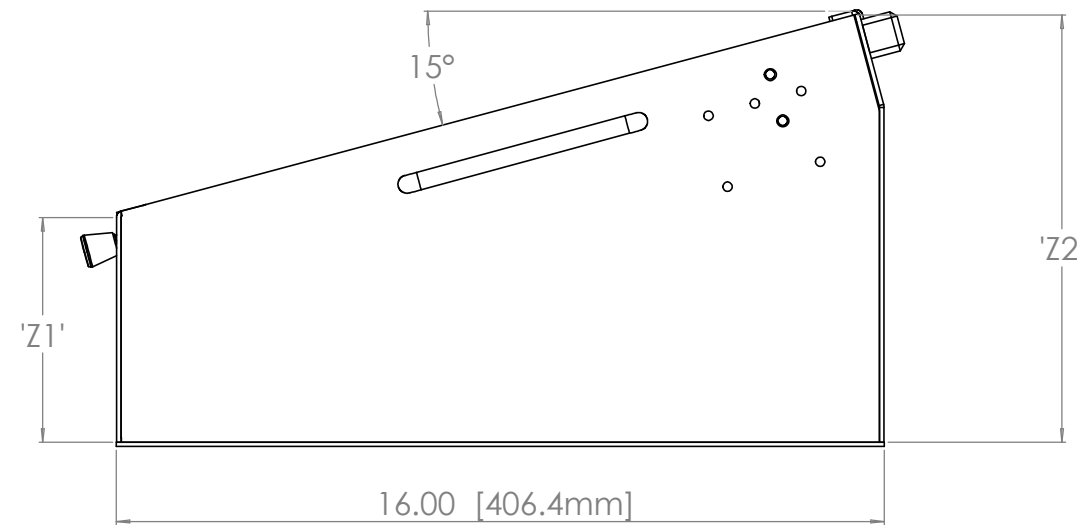
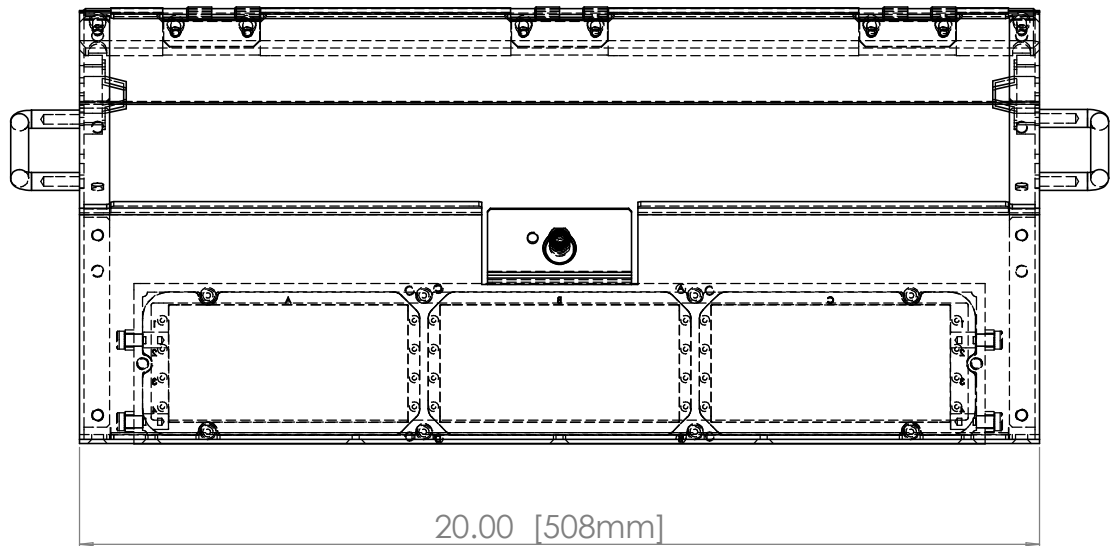


REV	DESCRIPTION	WHO	DATE
A	RELEASED PER ORIGINAL SPECIFICATION		



-D DEEP SLOPE



SERIES 7000 SLOP PAN DIMENSIONS		
ASM NUMBER	Z1	Z2
ASM-7006-SLP-PAN	2.75" [69.85mm]	6.90" [175.3mm]
ASM-7006-SLP-D-PAN	4.80" [121.9mm]	8.90" [226.1mm]

NOTE: ITA FRAME NOT INCLUDED. AVAILABLE FOR PURCHASE SMP-0899

MATERIAL:			
TREATMENT/FINISH:			
NEXT ASSEMBLY:			
INTERPRET GEOMETRIC & ELECTRICAL SYMBOLS PER ANSI STANDARDS	DRAWN BY	TH	14 HIGH STREET PLAINVILLE, MA 02762 (508) 384-8303
UNLESS OTHERWISE SPECIFIED USE THE FOLLOWING	DATE	7/15/2024	
DEBURR & BREAK ALL SHARP EDGES APPROXIMATELY 0.01 ± 45°	CHECKED BY		
	DATE		
	LAST SAVED BY		
	DATE		
	APPROVED BY		
	RELEASE DATE		
DESCRIPTION		SERIES 7006 SLOPE PAN (VP G12 STYLE) DIMENSIONS	
SIZE	PART/ASSEMBLY NUMBER	REV	
D			
SCALE 1:2		SHEET 1 of 1	

DRAWING VIEWS PROJECTED USING 3RD ANGLE			
<b>SEMCO PROPRIETARY</b>			
THIS DOCUMENT IS THE PROPERTY OF SEMCO MACHINE CORPORATION. IT IS TO BE RETURNED UPON REQUEST. REPRODUCTION BY ANY MEANS, DISCLOSURE, OR USE OF ITS CONTENTS FOR WHICH IT IS LOANED, WITHOUT WRITTEN CONSENT OF SEMCO MACHINE CORPORATION IS STRICTLY PROHIBITED.			
TOLERANCE OR DIMENSIONS	125 / MAXIMUM MACHINE FINISH	LAST SAVED BY	
2 PLACE	INCH ±.01	METRIC ±.25mm	DATE
3 PLACE	±.005	±.127mm	
4 PLACE	±.0005	±.0127mm	
ANGLES	±30'	±30'	