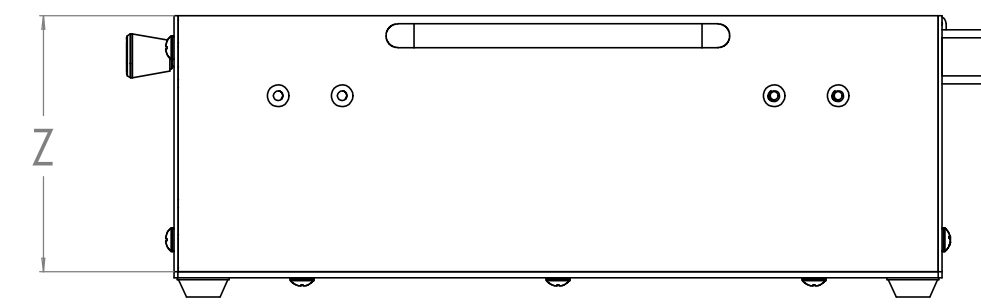
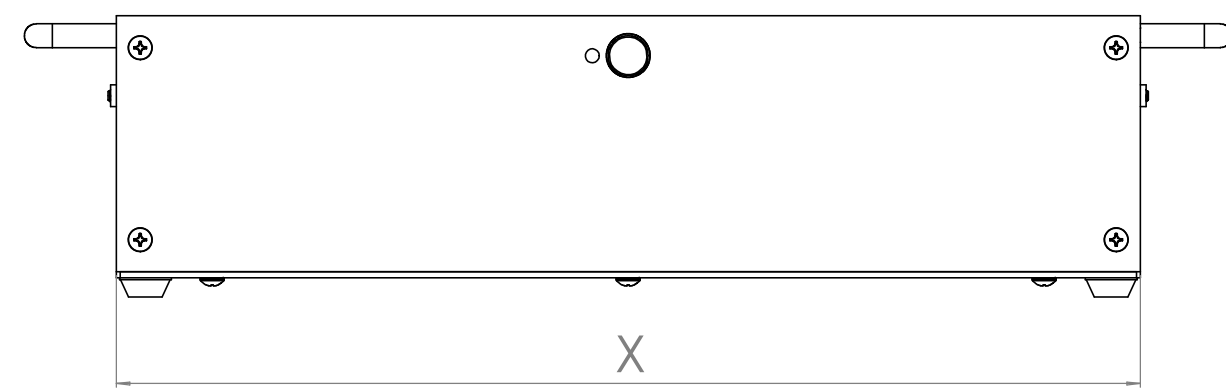
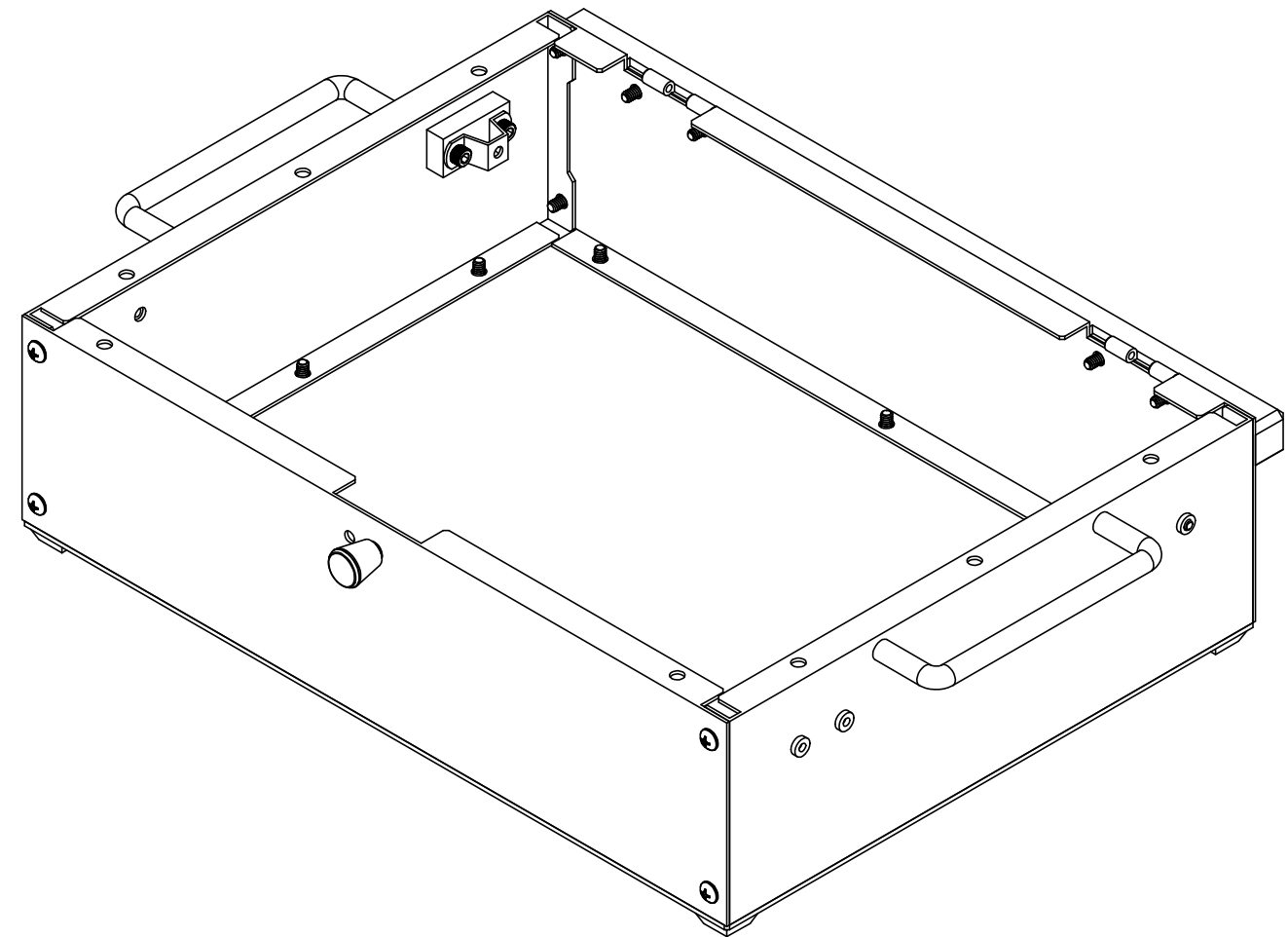
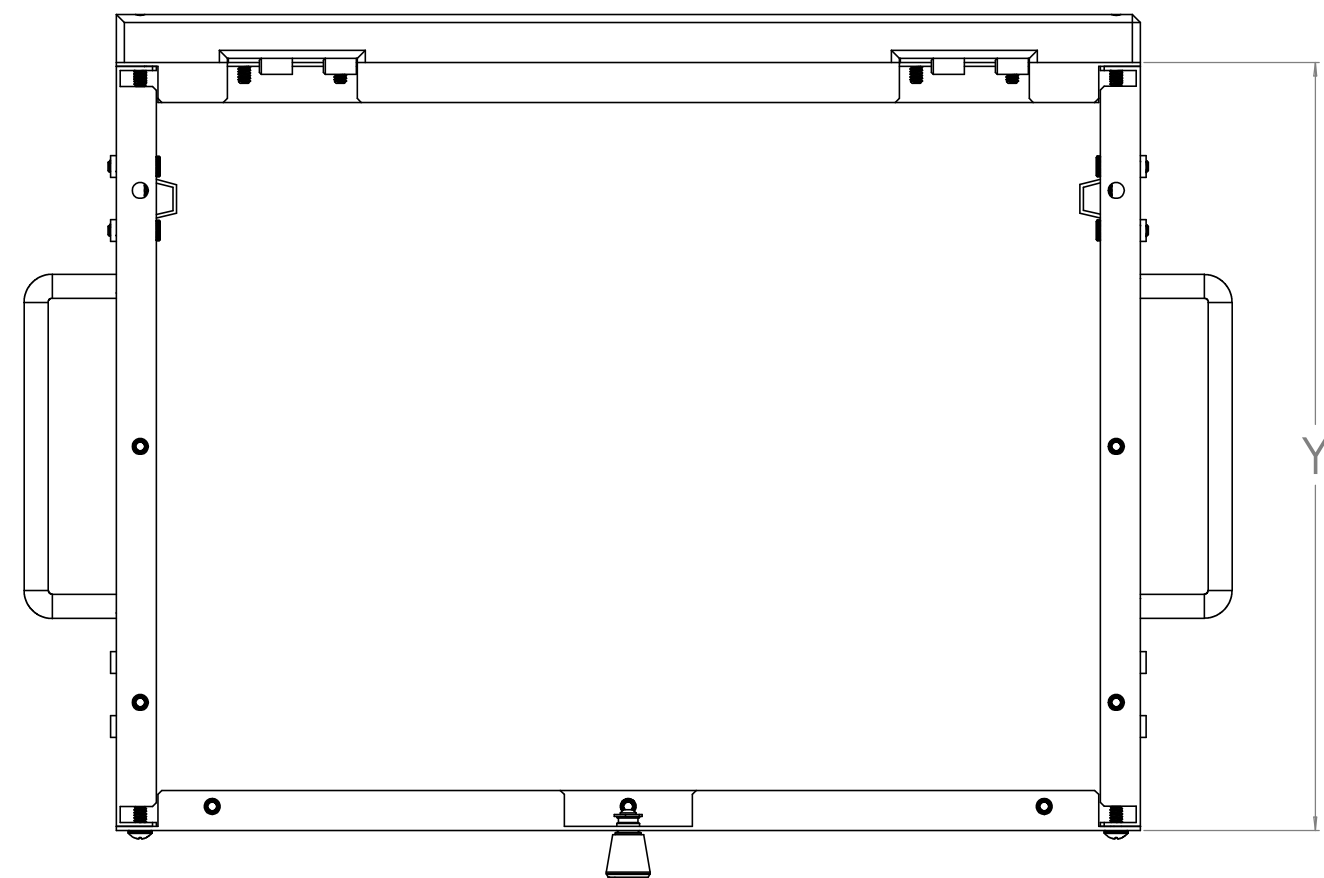


REV	DESCRIPTION	WHO	DATE
A	RELEASED PER ORIGINAL SPECIFICATION		



ASM NUMBER	X	Y	Z OPTIONS (in.)
ASM-1001	8.00" [203.2mm]	12.00" [304.8mm]	2.5, 4.0
ASM-1002	12.00" [304.8mm]	8.00" [203.2mm]	2.5, 4.0, SLP
ASM-1003	12.00" [304.8mm]	16.00" [406.4mm]	2.5, 4.0, 6.0, 8.0, SLP
ASM-1004	16.00" [406.4mm]	12.00" [304.8mm]	2.5, 4.0, 6.0, 8.0, SLP
ASM-1005	16.00" [406.4mm]	20.00" [508 mm]	4.0, 6.0, 8.0
ASM-1006	20.00" [508 mm]	16.00" [406.4mm]	4.0, 6.0, 8.0, 10.0, SLP
ASM-1007	20.00" [508 mm]	24.00" [609.6 mm]	4.0, 6.0, 8.0
ASM-1008	24.00" [609.6 mm]	20.00" [508 mm]	4.0, 6.0, 8.0, SLP
ASM-1010	30.00" [762 mm]	20.00" [508 mm]	4.0, 6.0, 8.0, 10.0, SLP

MATERIAL:

TREATMENT/FINISH:

NEXT ASSEMBLY:

INTERPRET GEOMETRIC & ELECTRICAL SYMBOLS PER ANSI STANDARDS	DRAWN BY	
UNLESS OTHERWISE SPECIFIED USE THE FOLLOWING	DATE	
DEBURR & BREAK ALL SHARP EDGES APPROXIMATELY 0.01 x 45°	CHECKED BY	
	DATE	

14 HIGH STREET PLAINVILLE, MA. 02762
(508) 384-8303

SEMCO
SPECIALTY LIGHTING, INC.

DESCRIPTION
SERIES 1000 PAN DIMENSIONS

SIZE	PART/ASSEMBLY NUMBER	REV
D		

SCALE 1:2 SHEET 1 of 1

DRAWING VIEWS PROJECTED USING 3RD ANGLE

SEMCO PROPRIETARY
THIS DOCUMENT IS THE PROPERTY OF SEMCO MACHINE CORPORATION. IT IS TO BE RETURNED UPON REQUEST. REPRODUCTION BY ANY MEANS, DISCLOSURE, OR USE OF ITS CONTENTS FOR WHICH IT IS LOANED, WITHOUT WRITTEN CONSENT OF SEMCO MACHINE CORPORATION IS STRICTLY PROHIBITED.

TOLERANCE OR DIMENSIONS	125 INCH	MAXIMUM MACHINE FINISH METRIC	LAST SAVED BY
2 PLACE	±.01	±.25mm	DATE
3 PLACE	±.005	±.127mm	DATE
4 PLACE	±.0005	±.0127mm	APPROVED BY
ANGLES	±30'	±30'	RELEASE DATE